

Welcome to Spring 2021 and Your Online/Hybrid Course!

Dear NTU Online Student,

Welcome to the Spring 2021 Semester! Spring session begins *Monday, January 25, 2021, which is the first day you will be able to access your online, hybrid/blended, web-enhanced course.* Spring will end on *Friday, May 13, 2021.* Please ensure you check your NTU Skyhawk email for more information regarding any course changes.

Student Moodle Training in Zoom:

Zoom Invite Link: <https://navajotech.zoom.us/j/88288730854?pwd=Y0ZaeXNpUDZhNGxqZzdLdEg2Qjlydz09>

Meeting ID: **882 8873 0854**

Passcode **641849**

Date & Time

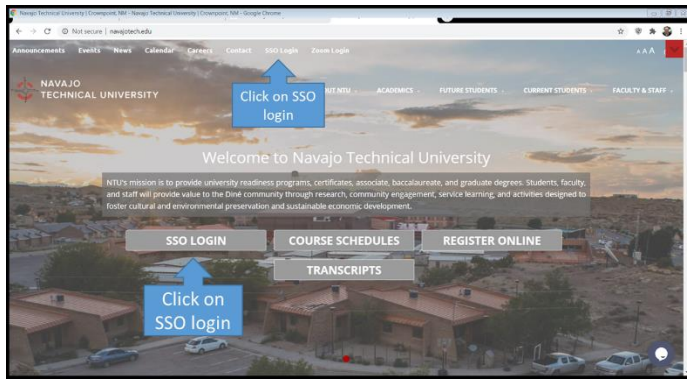
- Friday, January 22, 2021, @ 2:00 PM
- Monday, January 25, 2021, @ 2:00 PM
- Tuesday, January 26, 2021, @ 2:00 PM
- Wednesday, January 27, 2021, @ 2:00 PM
- Thursday, January 28, 2021, @ 2:00 PM
- Friday, January 29, 2021, @ 2:00 PM
- Monday, February 1, 2021, @ 2:00 PM
- Tuesday, February 2, 2021, @ 2:00 PM
- Wednesday, February 3, 2021, @ 2:00 PM
- Thursday, February 4, 2021, @ 2:00 PM
- Friday, February 5, 2021, @ 2:00 PM

Meeting Types: **Web-Enhanced** course is a traditional course offered face-to-face using Moodle or some type of learning management system or web presence to enhance the course. The **hybrid-blended** course is half face-to-face, and the other half involves using Moodle or some type of learning management system or web presence to enhance the course. The **online** course is offered fully online using Moodle or some type of learning management system or web presence to enhance the course. *You will need to contact your instructor if they are using a different LMS besides Moodle.*

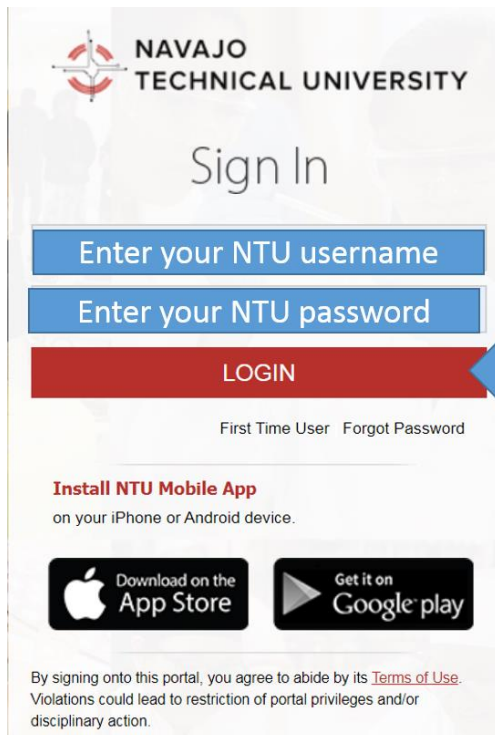
You are expected to log into <http://moodle.navajotech.edu/> or the required Learning Management System (LMS) used by your professor. Please check your **Skyhawk email** for your specific course instructions from your online professor. Please read the following information carefully and refer to the attached document for essential information about entering and preparing for your online course in Moodle. If you do not have a Moodle account, please see the IT Department or send an email to its@navajotech.edu to request account information.

How to log in to SSO account

1. Go to www.navajotech.edu, click on the "SSO Login" link at the top bar or main NTU webpage.

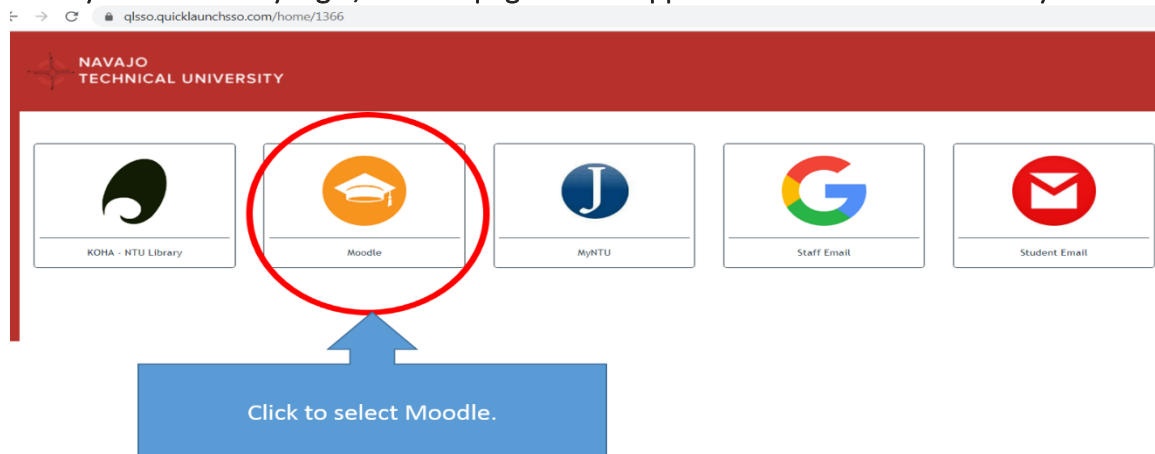


2. Enter your NTU username and password. (Note: IT department creates an account. If you do not have an SSO account, email its@navajotech.edu).



Click on Login. If you do not have an SSO login, send its@navajotech.edu a request.

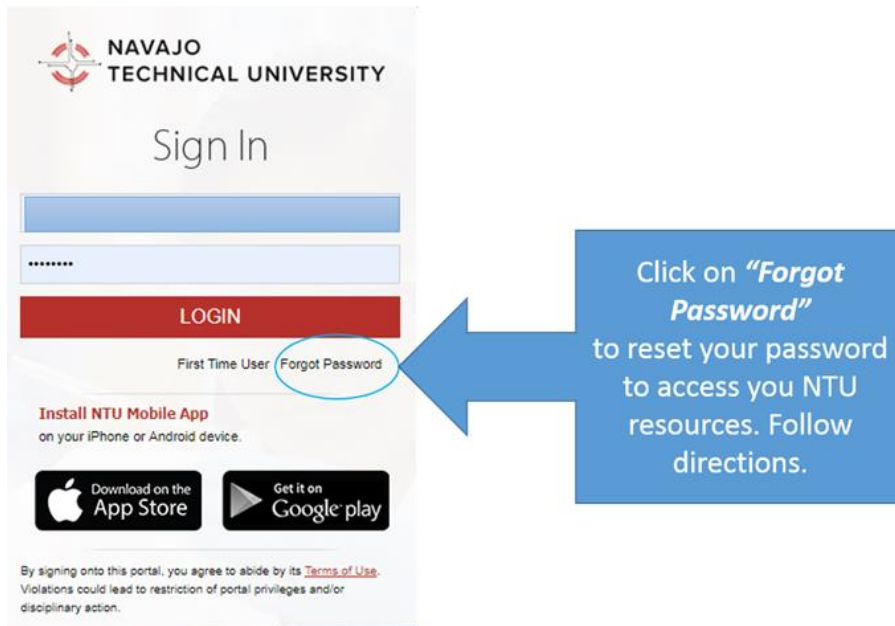
3. Once you successfully login, the SSO page should appear. Click on Moodle to find your courses.



4. Begin navigating your courses.

Another option - How to log in to Moodle

1. Go to <https://moodle.navajotech.edu/>
2. Click on the "Login" link at the top bar
3. Use your NTU ID and Password

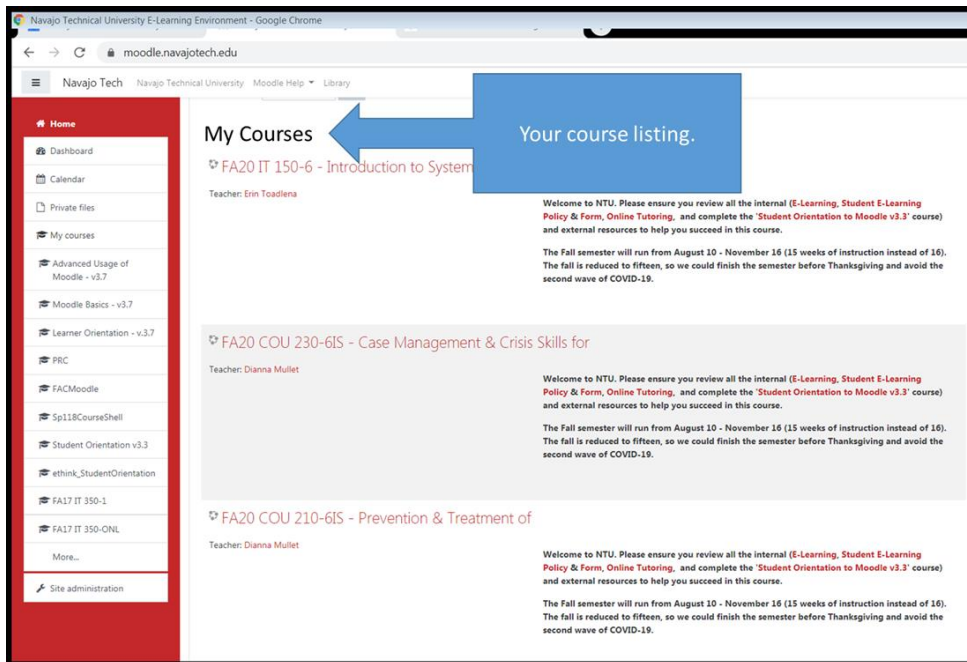


You should now be logged in. If you got a login error, please double-check your password and NTU ID. If you cannot log in to Moodle, please click on [Forgotten your username or password](#) to reset your password. Check your email to retrieve your password. Your courses are located under **"My Courses"** on the main page, you may need to scroll down if you do not see your course. You will not see any listings if you are not enrolled in any courses.

In Moodle, your course can be found under **"My Course"**.

How to Find your Course(s)

Your courses are located under **"My Courses"**. You should see semesters listed. Click the down arrow next to the current semester to see the courses for that semester. You will normally be enrolled in a Moodle course site the day after you officially register for a course.



PREPARATION FOR ONLINE COURSES

Information about online courses is available on the [E-Learning Resource](#) and [Student Resource](#) pages. To see a detailed course description and any additional instructions provided by your instructor, select Fall 2020 courses.



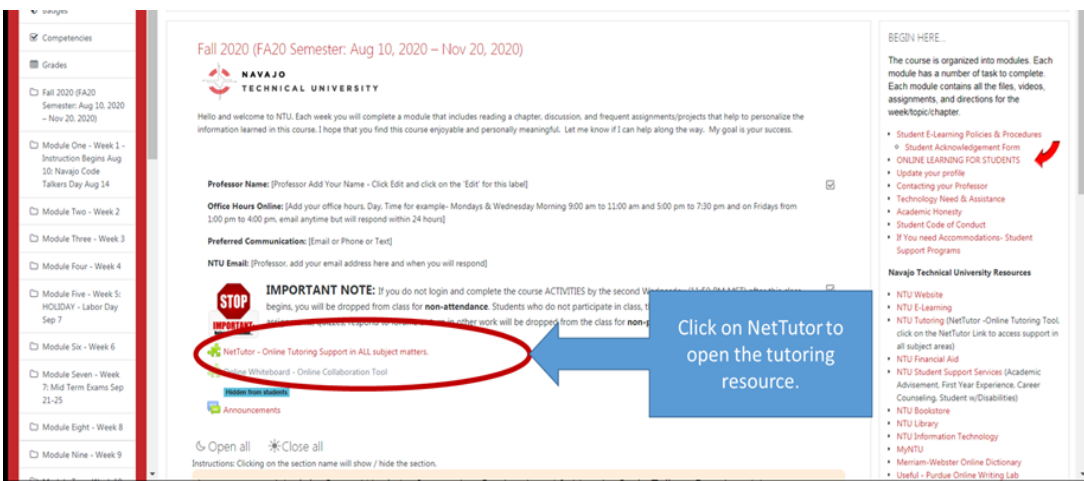
MOODLE STUDENT ORIENTATION COURSE

Under 'My Course', you will see a course called: "[Learner Orientation - v.3.7](#)"

This course is to help you use the various features in Moodle. Please review and complete this course.

ONLINE TUTORING TOOL

You also have access to a free online tutoring tool. You can access the tool in your online course by clicking the **NetTutor** link. NetTutor has Subject Matter Experts in all areas. Please use this resource to help you with any challenges you may have in your course. For more information, go to url, <http://www.navajotech.edu/online-tutoring>.



Select a Nettutor Subject Matter Categories.

Please Select a Group to Receive Tutoring in That Area

Accounting >

Anatomy and Physiology >

Anthropology >

Astronomy >

Biology >

Business >

Chemistry >

Once you are in the course listings for the semester, click on the course title.

Before your course begins:

1. Obtain your textbooks, most are available at the [NTU Bookstore](#) or through other online booksellers such as amazon. Refer to your syllabus for book information.
2. Check your computer requirements.
 - a. Go to <http://moodle.navajotech.edu/> and log in with your NTU Skyhawk Email.
 - b. Contact Technical Support if you have questions at [NTU IT Helpdesk](#).
3. Help with common problems can be found at: [Student E-Learning Resources](#).
4. Instructions to add a photo to your course profile can be found at: [Add Your NTU ID to Your Moodle Profile](#).
5. New to online learning? NTU Online [Student Policies and Procedures](#) can help you navigate.
6. Is online learning for you? Online Learning requires computer skills, communication skills, and to be a motivated self-starter. Complete the online readiness for online learning by filling out the following assessment to get a good idea of your readiness, [NTU Online Learning Readiness Quiz](#).
7. You must have dedicated access to a computer that connects to the Internet loaded with Internet Explorer, Access 2013.
8. Read the [E-Learning Tips](#) for success on how to be a successful online learner.
9. Ensure you attend your online courses weekly. Refer to the [online attendance policy](#). Online students need to login into their Learning Management System (LMS) at least 3-4 times a week.
10. Do your own work. Refer to the [E-Learning Student policies](#) for more information.

Attend the first day of class:

1. Go to: <http://moodle.navajotech.edu/>, log on to Moodle using your Skyhawk ID and Password, and begin working.
2. Online courses follow the NTU academic calendar. It is important to begin working within your course on the

first day of instruction.

3. Additional information about Moodle can be found at: [Student E-Learning](#).

[Online Learning Transition for Students - Moving Online](#)

This guide provides you with the key actions and resources to help you make the shift to online learning as quickly and seamlessly as possible. Login to your NTU SSO login to access Email, Moodle, and complete the following task on the first day of online learning for each of your courses.

Technical Assistance:

1. For Course Support: see your Moodle course for contact information.
2. For additional Technical Support, call 505.387.7363, Monday – Friday from 8:00 am to 5:00 pm or email: its@navajotech.edu.
3. For online technical support, go to <http://www.navajotech.edu/about/it-dept>.

Additional Questions?

Contact:

Coleen Arviso, Ph.D.

Director of E-Learning

Navajo Technical University

Email: ccarviso@navajotech.edu

Cell: (505) 728-7069

Schedule a Meeting: calendly.com/ccarviso

